




## FXA-1027 INDIAN CHIEF QPAK MOUNTING BRACKET



1. Attach the Q-Pak manifold to the bracket, per the picture. 2. Locate the mounting holes behind the ABS module under the bike.



3. Secure the plate to the ABS bracket with the M6 bolts, use loctite. 4. Secure the compressor control box to the plate with the 10-32 bolts, use Loctite.

**\*\*\*\*\* WARNING \*\*\*\*\***

THIS SYSTEM MAY USE THE FULL TRAVEL OF THE SUSPENSION. THE INSTALLER IS RESPONSIBLE FOR THE PROPER INSTALLATION. LOSS OF AIR PRESSURE WILL RESULT IN THE SUSPENSION MOVING TO IT'S LOWEST POSITION. THE INSTALLER IS RESPONSIBLE TO VERIFY THE SAFETY OF THE APPLICATION. IMPROPER INSTALLATION COULD RESULT IN DAMAGE TO THE MOTORCYCLE AND COULD CAUSE SERIOUS INJURY OR DEATH.

**AIRFX**  
Air Suspensions  
[www.AirFXUSA.com](http://www.AirFXUSA.com) 800-210-1454